



ACTIVITY PAGES

for **Jimmy's Shoes** The Story of Jimmy Choo
written by Patricia Tanumihardja and
illustrated by Derek Desierto

Design your own shoe

Use your imagination and fill in the shoe with your own colors and patterns!



JIMMY'S SHOES
THE STORY OF JIMMY CHOO, SHOEMAKER TO A PRINCESS
By Patricia Tanumihardja
Illustrator Derek Desierto
Published by Abrams Books for Young Readers (Aug. 8 2023)


Word Search

Find the words you read in Jimmy's Shoes! Words can be found in any direction (including diagonals) and can overlap each other. Use the word bank below. Good luck!

G R S C M Y Q Z V P
F U S O T W V L M M
D L E B E H E S S T
I E C B V E R O D N
H A N L H Q L L A M
C T I E U R J E E T
R H R R S H O E B O
O E P E N A N G H O
W R P A T T E R N F
R E P P I L S W K M

Word Bank

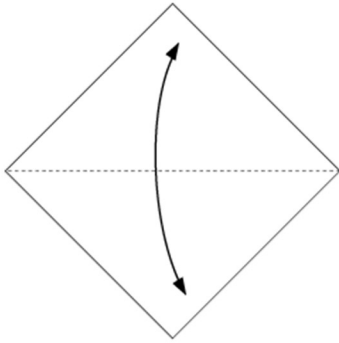
- | | | | |
|------------|------------|--------------|-------------|
| 1. foot | 2. Penang | 3. leather | 4. shoe |
| 5. heel | 6. beads | 7. pattern | 8. sole |
| 9. slipper | 10. orchid | 11. princess | 12. cobbler |



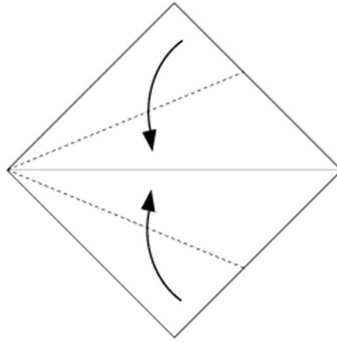
JIMMY'S SHOES
THE STORY OF JIMMY CHOO, SHOEMAKER TO A PRINCESS
By Patricia Tanumihardja
Illustrator Derek Desierto
Published by Abrams Books for Young Readers (Aug. 8 2023)

Origami shoes

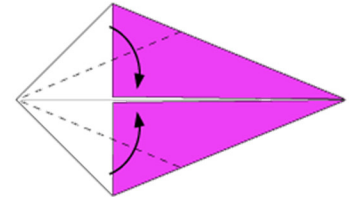
Make your own origami shoes by following the instructions below!



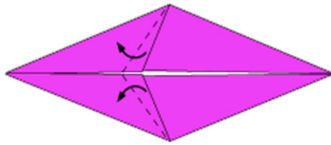
1) Fold in half to make creases and fold back



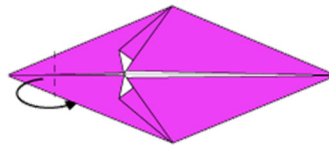
2) Fold to meet the center line



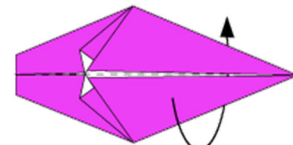
3) Fold to meet the center line



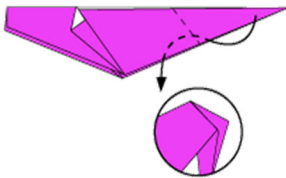
4) Fold in the dotted line



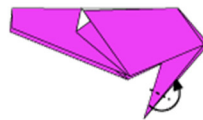
5) Fold backward in the dotted line



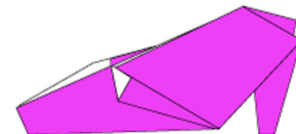
6) Fold in half



7) Pocket fold in the dotted line




8) Pocket fold in the dotted line



9) You're done!

Created by: Fumiaki Shingu



JIMMY'S SHOES
THE STORY OF JIMMY CHOO, SHOEMAKER TO A PRINCESS
By Patricia Tanumihardja
Illustrator Derek Desierto
Published by Abrams Books for Young Readers (Aug. 8 2023)